



inserts:		page
CD .....	15 poles + ⊕	41
CDA .....	10 poles + ⊕	66
CDC .....	10 poles + ⊕	67
MIXO .....	1 module	137-151

**bulkhead mounting housings with single lever**

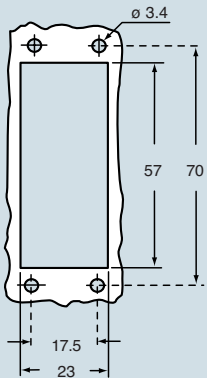


**surface mounting housings with single lever**



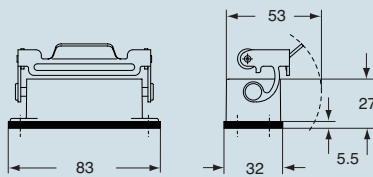
description	part No.	part No.		part No.	
		entry Pg	entry M	entry Pg	entry M
with basic lever	<b>CZI 15 L</b>				
with basic lever and cover	<b>CZI 15 LS</b>				
with basic lever		<b>CZP 15 L</b>	16		
with basic lever		<b>CZP 15 L2</b>	16 x 2	<b>MZP 15 L225</b>	25
with basic lever		<b>CZP 15 L21</b>	21	<b>MZP 15 L25</b>	25
with basic lever and cover		<b>CZP 15 LS221</b>	21 x 2	<b>MZP 15 LS225</b>	25 x 2

panel cut-out for bulkhead mounting housings in mm

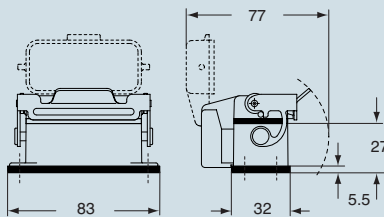


dimensions in mm

**CZI L**

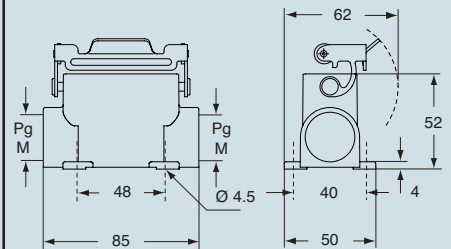


**CZI LS**

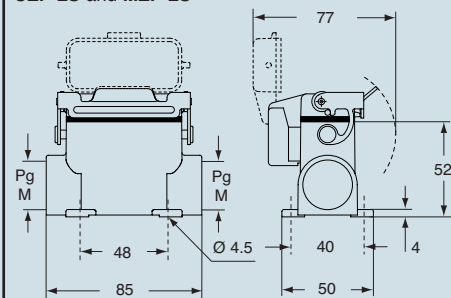


dimensions in mm

**CZP L and MZP L**



**CZP LS and MZP LS**



**N.B.:** the enclosures ensure IP66 protection rating when mated and locked with the closing levers.



dimensions indicated are not binding and may be changed without notice

size 49.16


inserts:		page
<b>CD</b> .....	15 poles + ⊕	41
<b>CDA</b> .....	10 poles + ⊕	66
<b>CDC</b> .....	10 poles + ⊕	67
<b>MIXO</b> .....	1 module	137÷151

Covers L and LG versions are not suitable to be used with code pins. If this application is required please contact ILME SpA.

**hoods for single lever**



**covers**

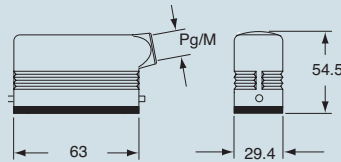


description	part No.		part No.		part No.
		entry Pg		entry M	
with pegs, side entry	<b>CZO 15 L</b>	16	<b>MZO 15 L20</b>	20	
with pegs, side entry			<b>MZO 15 L25</b>	25	
with pegs, side entry, high construction	<b>CZAO 15 L16</b>	16	<b>MZAO 15 L20</b>	20	
with pegs, side entry, high construction	<b>CZAO 15 L21</b>	21	<b>MZAO 15 L25</b>	25	
with pegs, top entry	<b>CZV 15 L</b>	13.5	<b>MZV 15 L20</b>	20	
with pegs, top entry, high construction	<b>CZAV 15 L16</b>	16	<b>MZAV 15 L20</b>	20	
with pegs, top entry, high construction	<b>CZAV 15 L21</b>	21	<b>MZAV 15 L25</b>	25	
with pegs, side entry, high construction, without adaptor *	<b>CZFO 15 L16</b>	16	<b>MZFO 15 L20</b>	20	
with pegs, side entry, high construction, without adaptor *	<b>CZFO 15 L21</b>	21	<b>MZFO 15 L25</b>	25	
with pegs, top entry, high construction, without adaptor *	<b>CZFV 15 L16</b>	16	<b>MZFV 15 L20</b>	20	
with pegs, top entry, high construction, without adaptor *	<b>CZFV 15 L21</b>	21	<b>MZFV 15 L25</b>	25	
with pegs (for enclosures with lever)					<b>CZC 15 L</b>
with basic lever (for enclosures with pegs)					<b>CZC 15 LG</b>

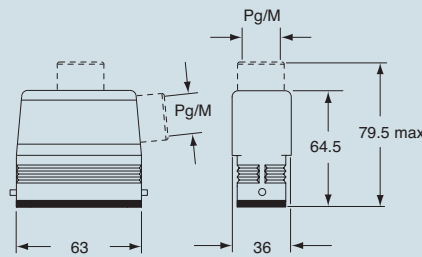
\* enclosure without adaptor, threaded on the body, to be used only with a complete cable clamp.

dimensions in mm

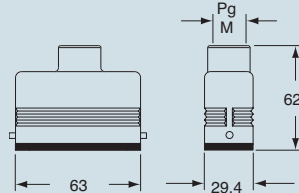
**CZO L and MZO L**



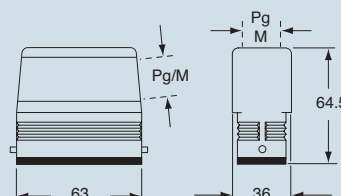
**CZAO L - MZAO L and CZAV L - MZAV L**



**CZV L and MZV L**

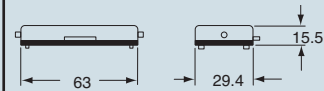


**CZFO L - MZFO L and CZFV L - MZFV L**

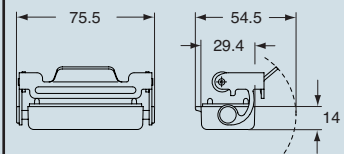


dimensions in mm

**CZC L**



**CZC LG**




**CRUS**® Type 4/4X/12

dimensions indicated are not binding and may be changed without notice

inserts:		page
CD .....	15 poles + ⊕	41
CDA .....	10 poles + ⊕	66
CDC .....	10 poles + ⊕	67
MIXO .....	1 module	137÷151

Covers L and LG versions are not suitable to be used with code pins. If this application is required please contact ILME SpA.

housings and cover

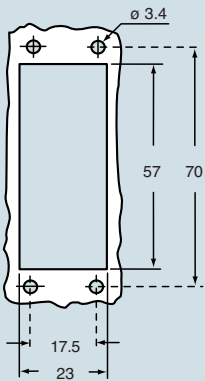


hoods and cover



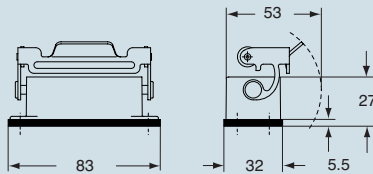
description	part No.		part No.		part No.		part No.	
		entry Pg		entry M		entry Pg		entry M
bulkhead housing, with lever	<b>CZIW 15 L</b>	---						
surface housing, with lever	<b>CZPW 15 L2</b>	16 x 2	<b>MZPW 15 L225</b>	25 x 2				
cover with pegs (for enclosures with lever)	<b>CZCW 15 L</b>							
with pegs, side entry					<b>CZOW 15 L</b>	16	<b>MZOW 15 L20</b>	20
with pegs, side entry					<b>CZAOW 15 L21</b>	21	<b>MZOW 15 L25</b>	25
with pegs, side entry, high construction					<b>CZVW 15 L</b>	13.5	<b>MZAOW 15 L25</b>	25
with pegs, top entry					<b>CZAVW 15 L21</b>	21	<b>MZVW 15 L20</b>	20
with pegs, top entry, high construction					<b>MZAVW 15 L25</b>	25		
cover with lever (for enclosures with pegs)					<b>CZCW 15 LG</b>			

panel cut-out for bulkhead mounting housings in mm

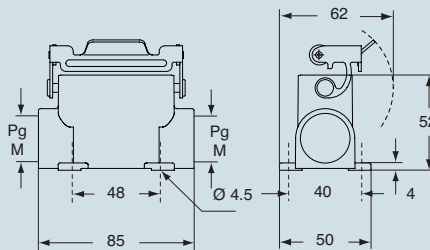


dimensions in mm

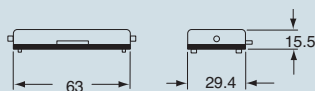
**CZIW L**



**CZPW L and MZPW L**

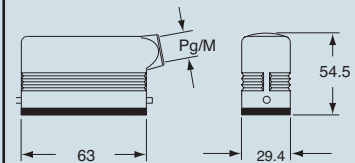


**CZCW L**

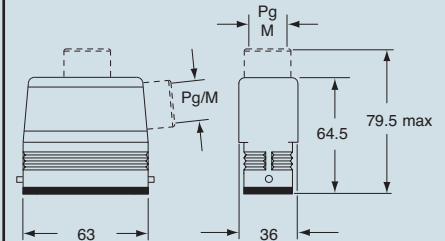


dimensions in mm

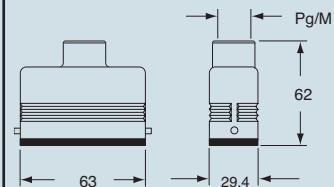
**CZOW L and MZOW L**



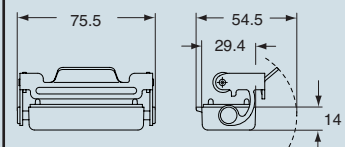
**CZAOW L - MZAOW L and CZAVW L - MZAVW L**



**CZVW L and MZVW L**



**CZCW LG**



**CALUS**® Type 4/4X/12

dimensions indicated are not binding and may be changed without notice

size 49.16



inserts:		page
<b>CD</b> .....	15 poles + ⊕	41
<b>CDA</b> .....	10 poles + ⊕	66
<b>CDC</b> .....	10 poles + ⊕	67
<b>MIXO</b> .....	1 module	137÷151

Covers L and LG versions are not suitable to be used with code pins. If this application is required please contact ILME SpA.

**housings and cover for electromagnetic compatibility**

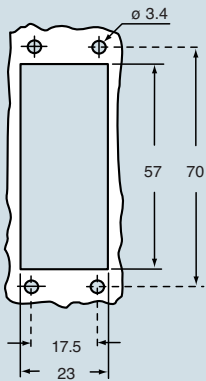


**hoods and cover for electromagnetic compatibility**



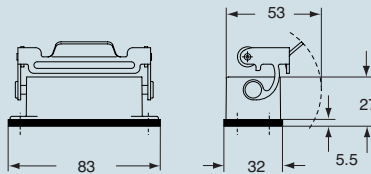
description	part No.	entry Pg	part No.	entry M	part No.	entry Pg	part No.	entry M
bulkhead housing, with lever	<b>CZIS 15 L</b>	---						
surface housing, with lever	<b>CZPS 15 L2</b>	16 x 2	<b>MZPS 15 L225</b>	25 x 2				
cover with pegs (for enclosures with lever)	<b>CZCS 15 L</b>							
with pegs, side entry					<b>CZOS 15 L</b>	16	<b>MZOS 15 L20</b>	20
with pegs, side entry					<b>CZAOS 15 L21</b>	21	<b>MZOS 15 L25</b>	25
with pegs, side entry, high construction					<b>CZVS 15 L</b>	13.5	<b>MZAOS 15 L25</b>	25
with pegs, top entry					<b>CZAVS 15 L21</b>	21	<b>MZVS 15 L20</b>	20
with pegs, top entry, high construction							<b>MZAVS 15 L25</b>	25
cover with lever (for enclosures with pegs)					<b>CZCS 15 LG</b>			

panel cut-out for bulkhead mounting housings in mm

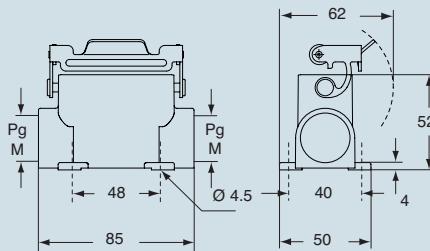


dimensions in mm

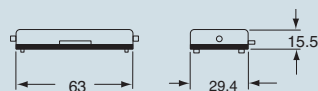
**CZIS L**



**CZPS L and MZPS L**

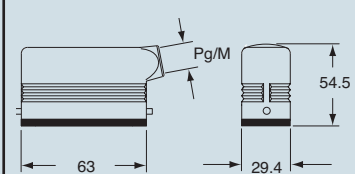


**CZCS L**

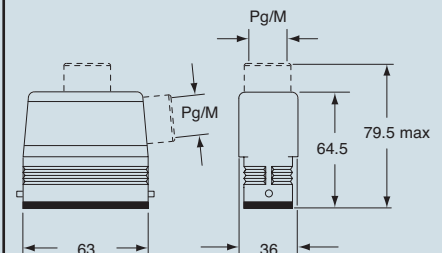


dimensions in mm

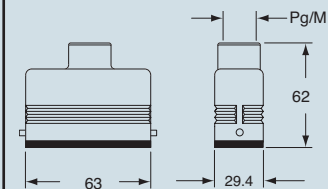
**CZOS L and MZOS L**



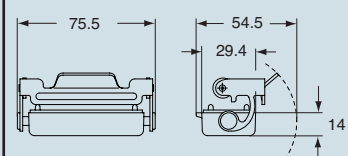
**CZAOS L - MZAOS L and CZAVS L - MZAVS L**



**CZVS L and MZVS L**



**CZCS LG**



**CALUS**® Type 4/4X/12

dimensions indicated are not binding and may be changed without notice

size 49.16



inserts:		page
CD .....	25 poles + ⊕	42
CDD .....	38 poles + ⊕	54
CDA .....	16 poles + ⊕	68
CDC .....	16 poles + ⊕	69

**bulkhead mounting housings with single lever**

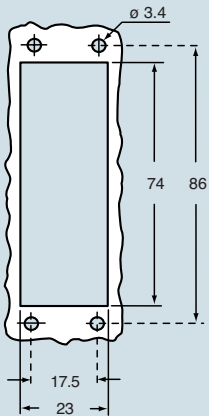


**surface mounting housings with single lever**



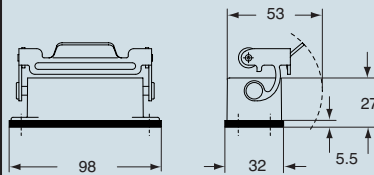
description	part No.	part No.		part No.	
		entry Pg	entry M	entry Pg	entry M
with basic lever	<b>CZI 25 L</b>				
with basic lever and cover	<b>CZI 25 LS</b>				
with basic lever, high construction		<b>CZAP 25 L</b>	16		
with basic lever, high construction		<b>CZAP 25 L2</b>	16 x 2	<b>MZAP 25 L225</b>	25 x 2
with basic lever, high construction		<b>CZAP 25 L21</b>	21	<b>MZAP 25 L25</b>	25
with basic lever and cover, high construction		<b>CZAP 25LS221</b>	21 x 2	<b>MZAP 25LS225</b>	25 x 2

panel cut-out for bulkhead mounting housings in mm

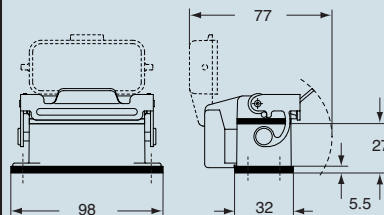


dimensions in mm

**CZI L**

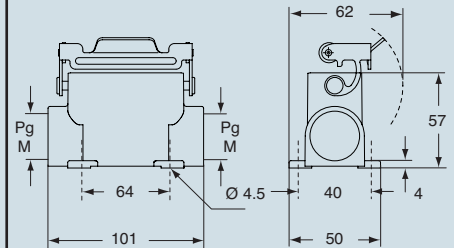


**CZI LS**

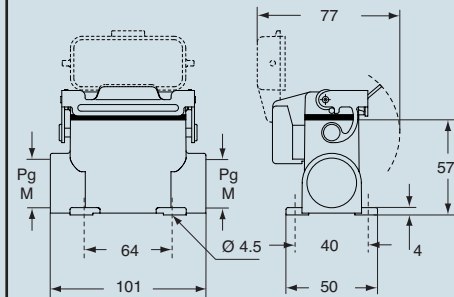


dimensions in mm

**CZAP L and MZAP L**



**CZAP LS and MZAP LS**



**N.B.:** the enclosures ensure IP66 protection rating when mated and locked with the closing levers.

**CALUS**® Type 4/4X/12

dimensions indicated are not binding and may be changed without notice

size 66.16

inserts:		page
<b>CD</b> .....	25 poles + ⊕	42
<b>CDD</b> .....	38 poles + ⊕	54
<b>CDA</b> .....	16 poles + ⊕	68
<b>CDC</b> .....	16 poles + ⊕	69

Covers L and LG versions are not suitable to be used with code pins. If this application is required please contact ILME SpA.

**hoods for single lever**



**covers**



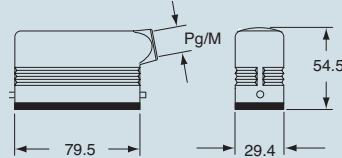
description	part No.	entry Pg	part No.	entry M	part No.
with pegs, side entry	<b>CZO 25 L</b>	16	<b>MZO 25 L20</b>	20	
with pegs, side entry			<b>MZO 25 L25</b>	25	
with pegs, side entry, high construction	<b>CZAO 25 L16</b>	16	<b>MZAO 25 L20</b>	20	
with pegs, side entry, high construction	<b>CZAO 25 L21</b>	21	<b>MZAO 25 L25</b>	25	
with pegs, top entry	<b>CZV 25 L</b>	16	<b>MZV 25 L20 **</b>	20	
with pegs, top entry, high construction	<b>CZAV 25 L16</b>	16	<b>MZAV 25 L20</b>	20	
with pegs, top entry, high construction	<b>CZAV 25 L21</b>	21	<b>MZAV 25 L25</b>	25	
with pegs, side entry, high construction, without adaptor *	<b>CZFO 25 L16</b>	16	<b>MZFO 25 L20</b>	20	
with pegs, side entry, high construction, without adaptor *	<b>CZFO 25 L21</b>	21	<b>MZFO 25 L25</b>	25	
with pegs, top entry, high construction, without adaptor *	<b>CZFV 25 L16</b>	16	<b>MZFV 25 L20</b>	20	
with pegs, top entry, high construction, without adaptor *	<b>CZFV 25 L21</b>	21	<b>MZFV 25 L25</b>	25	
with pegs (for enclosures with lever)					<b>CZC 25 L</b>
with basic lever (for enclosures with pegs)					<b>CZC 25 LG</b>

\* enclosure without adaptor, threaded on the body, to be used only with a complete cable clamp.

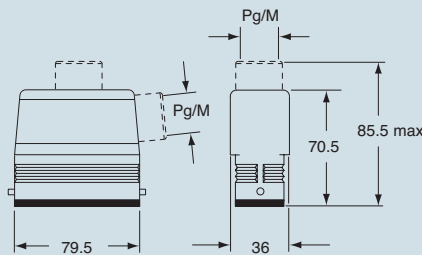
\*\* can only be used with a complete cable clamp (to be purchased separately)

dimensions in mm

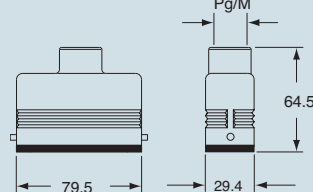
**CZO L and MZO L**



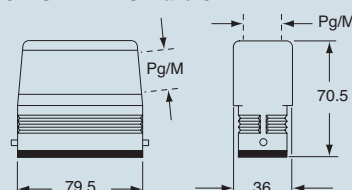
**CZAO L - MZAO L and CZAV L - MZAV L**



**CZV L and MZV L**

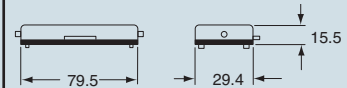


**CZFO L - MZFO L and CZFV L - MZFV L**

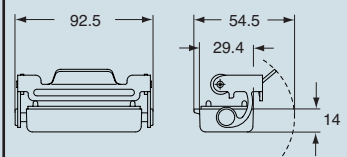


dimensions in mm

**CZC L**



**CZC LG**



**CALUS**® Type 4/4X/12


dimensions indicated are not binding and may be changed without notice

size 66.16


inserts:		page
<b>CD</b> .....	25 poles + ⊕	42
<b>CDD</b> .....	38 poles + ⊕	54
<b>CDA</b> .....	16 poles + ⊕	68
<b>CDC</b> .....	16 poles + ⊕	69

Covers L and LG versions are not suitable to be used with code pins. If this application is required please contact ILME SpA.

housings and cover

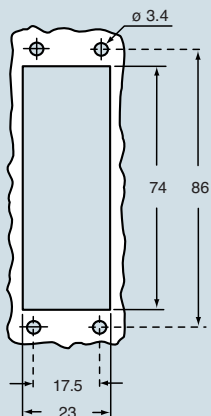


hoods and cover



description	part No.		part No.		part No.		part No.	
		entry Pg		entry M		entry Pg		entry M
bulkhead housing, with lever	<b>CZIW 25 L</b>	---						
surface housing, with lever, high construction	<b>CZAPW 25 L2</b>	16 x 2	<b>MZAPW 25L225</b>	25 x 2				
cover with pegs (for enclosures with lever)	<b>CZCW 25 L</b>							
with pegs, side entry					<b>CZOW 25 L</b>	16	<b>MZOW 25 L20</b>	20
with pegs, side entry					<b>CZAOW 25 L21</b>	21	<b>MZOW 25 L25</b>	25
with pegs, side entry, high construction					<b>CZVW 25 L</b>	16	<b>MZAOW 25 L25</b>	25
with pegs, top entry					<b>CZAVW 25 L21</b>	21	<b>MZVW 25 L20*</b>	20
with pegs, top entry, high construction					<b>CZCW 25 LG</b>		<b>MZAVW 25 L25</b>	25
cover with lever (for enclosures with pegs)								

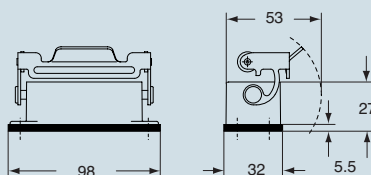
panel cut-out for bulkhead mounting housings in mm



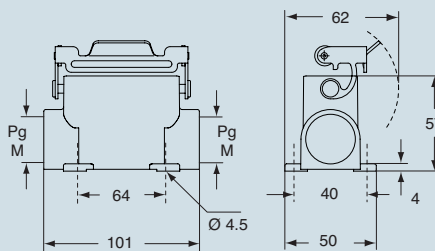
\* to be used only with cable gland (to be ordered separately).

dimensions in mm

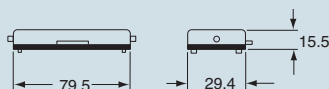
**CZIW L**



**CZAPW L and MZAPW L**

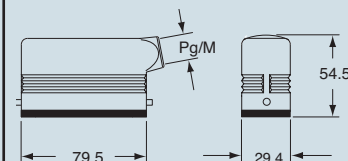


**CZCW L**

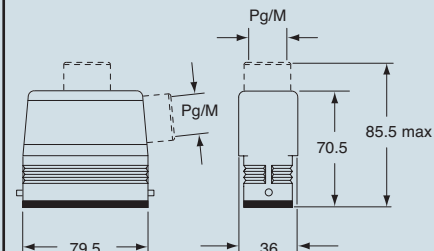


dimensions in mm

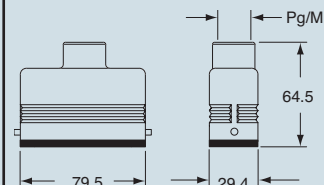
**CZOW L and MZOW L**



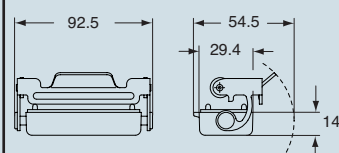
**CZAOW L - MZAOW L and CZAVW L - MZAVW L**



**CZVW L and MZVW L**



**CZCW LG**



**CAUS**® Type 4/4X/12

dimensions indicated are not binding and may be changed without notice


size 66.16



inserts:		page
<b>CD</b> .....	25 poles + ⊕	42
<b>CDD</b> .....	38 poles + ⊕	54
<b>CDA</b> .....	16 poles + ⊕	68
<b>CDC</b> .....	16 poles + ⊕	69

Covers L and LG versions are not suitable to be used with code pins. If this application is required please contact ILME SpA.

**housings and cover for electromagnetic compatibility**

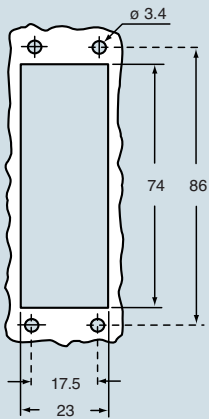


**hoods and cover for electromagnetic compatibility**



description	part No.		part No.		part No.		part No.	
		entry Pg		entry M		entry Pg		entry M
bulkhead housing, with lever	<b>CZIS 25 L</b>	---						
surface housing, with lever, high construction	<b>CZAPS 25 L2</b>	16 x 2	<b>MZAPS 25L225</b>	25 x 2				
cover with pegs (for enclosures with lever)	<b>CZCS 25 L</b>							
with pegs, side entry					<b>CZOS 25 L</b>	16	<b>MZOS 25 L20</b>	20
with pegs, side entry					<b>CZAOS 25 L21</b>	21	<b>MZOS 25 L25</b>	25
with pegs, side entry, high construction					<b>CZVS 25 L</b>	16	<b>MZAOS 25 L25</b>	25
with pegs, top entry					<b>CZAVS 25 L21</b>	21	<b>MZVS 25 L20*</b>	20
with pegs, top entry, high construction							<b>MZAVS 25 L25</b>	25
cover with lever (for enclosures with pegs)					<b>CZCS 25 LG</b>			

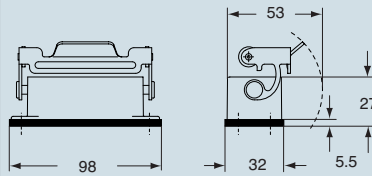
panel cut-out for bulkhead mounting housings in mm



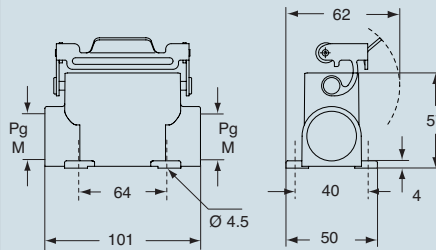
\* to be used only with cable gland (to be ordered separately).

dimensions in mm

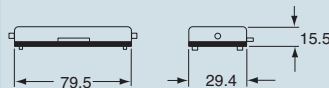
**CZIS L**



**CZAPS L and MZAPS L**

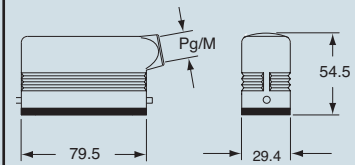


**CZCS L**

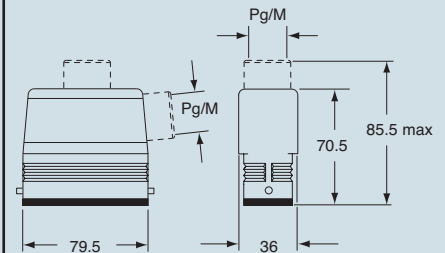


dimensions in mm

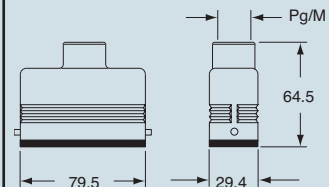
**CZOS L and MZOS L**



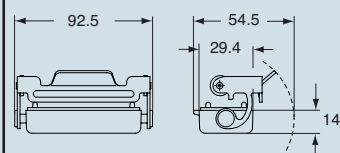
**CZAOS L - MZAOS L and CZAVS L - MZAVS L**



**CZVS L and MZVS L**



**CZCS LG**



**CAUS**® Type 4/4X/12

dimensions indicated are not binding and may be changed without notice

size 66.16